
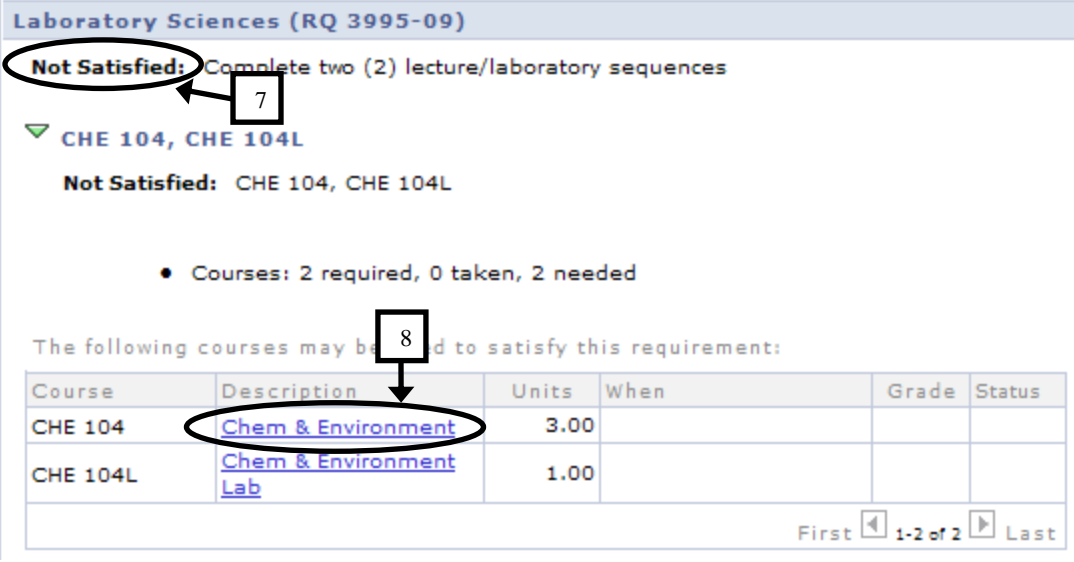
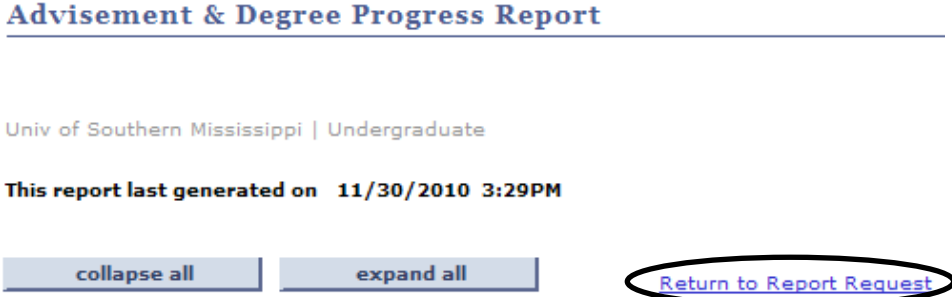
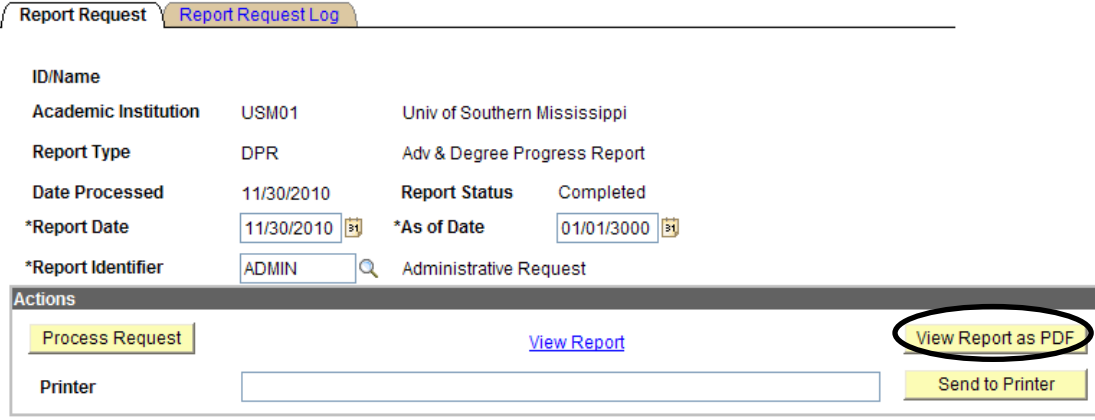



Step	Action
6.	<p>The interactive report appears.</p> 
7.	<p>Scroll down and view the Satisfied vs. Not Satisfied headings.</p>
8.	<p>NOTE: You may click on the blue links to get additional info about the class.</p> 

Step	Action
9.	<p>If you MUST print (not recommended), click the Return to Report Request link.</p> 
10.	<p>If you MUST print a copy (not recommended), do so as a PDF, click the View Report as PDF button.</p>  <p>NOTE: Send to Printer does NOT work.</p> 
11.	<p>PDF will appear in a new window. TURN OFF POP-UP BLOCKERS!!</p> 